

today



It's a total technology solution

Dr. Howard Golan talks lasers, cone-beam, milling and scanning at a Dental Tribune-hosted education session.

»page 3



Tips for the road

Before you pack your bags, you'll want to be fully prepared. Our handy guide has all the information you need to know before you go.

»page 14



Get outside and see New York City

Take a walk across a bridge, ride a ferry, see a show, buy presents – the opportunities are endless.

»page 15

Time to get going

The 89th Greater New York Dental Meeting kicks off Nov. 29

■ In just a few days' time, the doors to the Greater New York Dental Meeting (GNYDM) will open for the 89th time, inviting in dentists, hygienists, staff, educators and students from around the world.

During the course of six days, from Nov. 29 to Dec. 4, hundreds of lectures, hands-on workshops, seminars and product demonstrations will take place. Here is just a sample of what you can expect.

Exhibit floor

In 2012, the GNYDM registered 53,481 attendees from all 50 states and 127 countries. With its ever-expanding exhibit floor, the GNYDM boasts 1,500 exhibit booths, including more than 600 companies. The continuous partnership with the U.S. Department of



• The New York City skyline, including the Empire State Building. (Photo/Provided by NYC and Company)

Commerce International Buyer Program provides the opportunity to

*see TIME, page 3

Dental Tribune America
116 West 23rd Street
Suite #500
New York, NY 10011

PRRST STD
U.S. POSTAGE
PAID
FT. LAUD., FL.
PERMIT NO. 1117

PROFIN®
Make Difficult Tasks Easy

The NEW Profin PDX is lighter, smaller, more ergonomic & more affordable!

The instrument of choice for shaping and finishing hard to access areas without damaging adjacent surfaces.

Product Demonstrations @ GNYDM #1714
Introductory offer available thru participating dealers.

© 2013 Dentatus USA, Ltd. 800.323.3136 - Patented & Patents Pending

AD

dti Dental
Tribune
International

MEDIA LOUNGE

YOUR **EXCLUSIVE** **MEETING AND** **TRAINING SPACE**

AT THE 2013
GREATER NEW YORK
DENTAL MEETING

Visit the **DTI lounge** to learn and connect with
the industry's key opinion leaders and dental
professionals from around the world

When: **1-4 December 2013**

Where: **Crystal Palace**

35th Street Entrance Hall

Jacob K. Javits Convention Center

BIOLASE

Orasoptic

CROIXTURE

UNIDI

 **Tribune CME**

DENTAL TRIBUNE
The World's Dental Newspaper

DAILY DEALS

 **DT STUDY CLUB**
CONGRESS | DISCUSSIONS | BLOG | WEATHERING

today About the Publisher

Tribune America, LLC
116 W. 23rd St., Suite 500
New York, N.Y. 10011
Phone: (212) 244-7181
Fax: (212) 244-7185
E-mail: info@dental-tribune.com
www.dental-tribune.com

Publisher & Chairman
Torsten Oemus
t.oemus@dental-tribune.com

President/Chief Executive Officer
Eric Seid
e.seid@dental-tribune.com

Group Editor
Kristine Colker
k.colker@dental-tribune.com

Managing Editor
Fred Michmershuizen
f.michmershuizen@dental-tribune.com

Managing Editor
Sierra Rendon
s.rendon@dental-tribune.com

Managing Editor
Robert Selleck
r.selleck@dental-tribune.com

Product/Account Manager
Jan Agostaro
j.agostaro@dental-tribune.com

Product/Account Manager
Humberto Estrada
h.estrada@dental-tribune.com

Product/Account Manager
Will Kenyon
w.kenyon@dental-tribune.com

Marketing Director
Anna Kataoka
a.kataoka@dental-tribune.com

Education Director
Christiane Ferret
c.ferret@dtstudyclub.com

Projects & Events Coordinator
Robert Alvarez
r.alvarez@dental-tribune.com

Accounting Department
Nirmala Singh
n.singh@dtstudyclub.com



Published by Tribune America
© 2013 Tribune America, LLC
All rights reserved.

today Greater New York Dental Meeting Show Preview appears in advance of the Greater New York Dental Meeting in New York City, N.Y., Dec. 1-4, 2013.

Tribune America makes every effort to report clinical information and manufacturers' product news accurately, but cannot assume responsibility for the validity of product claims, or for typographical errors. The publishers also do not assume responsibility for product names or claims, or statements made by advertisers. Opinions expressed by authors are their own and may not reflect those of Tribune America or Dental Tribune International.

TIME *from page 1

meet many worldwide senior level volume buyers as well as receive export counseling by government specialists to increase sales.

'Live' demonstration arena

The "Live" dentistry arena, a 430-seat high-tech patient demonstration area, offers revolutionary concepts of treating patients with new materials and applications. It takes place right on the exhibit show floor every morning and afternoon, Sunday through Wednesday. There is no cost to attendees.

New this year

CoLABoration brings dentists and technicians together in a designated laboratory exhibit area on the exhibit

Meet, learn, connect

Once again, Dental Tribune is offering a chance to learn from and connect with the industry's key opinion leaders and dental professionals from around the world during the Greater New York Dental Meeting.

From Sunday to Tuesday, educational sessions will be held in the DTI Lounge, located in the Crystal Palace, near the 35th Street Entrance Hall.

Topics on the schedule include "The Total Technology Solution: Lasers, 3-D Cone Beam, Scanning and Milling" by Dr. Howard Golan and a discussion of the UNIDI, the Italian Dental Association, by the association's president, Gianfranco Berrutti.

More speakers and topics are being added. Stop by the DTI Lounge during the show for more information.

hall floor. Technicians and dentists will sit side-by-side during an integrated, hands-on experience that

features specialized education and demonstrations of digital dentistry and technology.

AD

3Shape Dental System™ & TRIOS®

The CAD/CAM systems for dental professionals

Dental System™ offers solutions for labs of any size and business model. The included 3Shape Lab-care™ package gives users unlimited upgrades, plus access to online support, and expert training. Get a precise and productive tool for designing sophisticated implant bars and bridges for both removable and fixed prosthesis. Enjoy also Dentures, New Abutment Designer™, Post & Core, Orthodontic appliances and much more.

4 x 6.0 MP Cameras
RealColor™

SCAN IN COLOR

TRIOS® Inbox & 3Shape Communicate™

Dental System™ includes free connectivity to TRIOS® systems in dental clinics so labs can receive impression scans directly. Smart communication tools enhance cooperation with the dentist.

SCAN IN COLOR

3Shape TRIOS® is the next-generation intraoral digital impression solution. Easily create accurate digital impressions and send cases directly to the lab with a single click. It is spray- and powder-free for optimal accuracy and patient comfort. Optimized Ultrafast Optical Sectioning software, Wide range of indications, including implant abutment case, Instant impression and occlusion validation and smart edit scan tool. Choose TRIOS® Color or TRIOS® Standard.

We can't wait to meet you!
We welcome you to our booth at GNYDM, where you can see live demos, try our products and much more.

Booth 833/834

Don't miss 3Shape's lectures, with inspiring topics for dentists and technicians

Scientific Session:
Sunday 9:45 am. CAD/CAM Technology in Implant Abutment Design
Course No: 3070 - Speaker: CDT, MDT Daniel Alter
Wednesday 1:10 pm. Clinical advantages in digital dentistry
Course No: 6040 - Speaker: DDS Jonathan Ferencz

Follow us on:

Renew your passion

By LVI Staff

Welcome to the Greater New York Dental Meeting, and congratulations on actively moving your understanding and professional success forward! It is only through excellent education that we individually grow and develop as dental health professionals and, through that, build a practice that is not just successful but delivers comprehensive and high-quality care.

As a patient, I expect the best care I

can find. As a dentist, I want to deliver the best care possible. That takes us to the power of continuing education and, as dentists, we are faced with many choices in continuing education.

As a way to introduce you to the Las Vegas Institute for Advanced Dental Studies, or LVI, I want to outline what LVI is about and what void it fills in your practice. The alumni who have completed programs at LVI were given an independent survey, and unlike the typical surveys of

For more information

For more information on the Las Vegas Institute for Advanced Dental Studies, visit www.lviglobal.com.

dentists, 99.7 percent love being a dentist, and of those surveyed, 92 percent enjoy their profession more since they started their training at LVI. That alone is reason enough to go to LVI and find out more.

While the programs at LVI cover



• The Las Vegas Institute for Advanced Dental Studies in Las Vegas. (Photo/ Provided by LVI)

the full breadth of dentistry, the most powerful and life-changing program is generally reported as being Core I, or "Advanced Functional Dentistry – The Power of Physiologic Based Occlusion." It is a three-day course that is designed for clinicians and their teams to learn together about the power of getting their patients' physiology on their side.

In this program, clinicians can learn how to start the process of taking control of their practice and start to enjoy the full benefits of owning a practice and providing high-quality dentistry. Regardless of whether it is a solo practice or a group setting, every dentist can start the process of creating comprehensive care experiences for their patients.

We will discuss why some cases that dentists are asked to do by their patients are actually dangerous cases to restore cosmetically. We will discover the developmental science behind how unattractive smiles evolve and what cases may need the help of auxiliary health-care professionals to get the patient feeling better.

The impact of musculoskeletal signs and symptoms will be explored, and we will look at how the supporting soft tissue is the most important diagnostic tool you have – not simply the gingiva but the entire soft-tissue support of the structures and not just in the mouth but also in the rest of the body.

A successful restorative practice should not be built on insurance reimbursement schedules. An independent business should stand not on the whims and distractions of a fee schedule but rather on the ideal benefits of comprehensive care balance by the patients' needs and desires.

Dentistry can be a challenging and thankless business, but it doesn't have to be. Through complete and comprehensive diagnosis, there is an amazing world of thank yous and hugs and tears that our patients bring to us when we change their lives.

The Core I program at LVI is the first step on that journey. That's why when you call, we answer the phone: "LVI, where lives are changing daily!"

AD

It All Starts Here!
YANKEE | 2014
Dental Congress

January 29 - February 2, 2014
Exhibits: January 30 - February 1, 2014
Boston Convention & Exhibition Center

Connect with us:

Overall Health Starts with Oral Health
and It All Starts at Yankee Dental Congress 2014

SPEAKER HIGHLIGHTS	PROGRAM HIGHLIGHTS
<div style="display: flex; justify-content: space-between;"> <div style="text-align: center;"> <p style="font-size: 8px; margin: 2px 0;">Kirk Behrendt PRACTICE MANAGEMENT</p> </div> <div style="text-align: center;"> <p style="font-size: 8px; margin: 2px 0;">James Dunn, DDS TECHNOLOGY</p> </div> </div> <div style="display: flex; justify-content: space-between; margin-top: 10px;"> <div style="text-align: center;"> <p style="font-size: 8px; margin: 2px 0;">Paul Fletcher, DDS IMPLANTS</p> </div> <div style="text-align: center;"> <p style="font-size: 8px; margin: 2px 0;">Theresa Gonzalez, DMD GENERAL HEALTH</p> </div> </div> <div style="display: flex; justify-content: space-between; margin-top: 10px;"> <div style="text-align: center;"> <p style="font-size: 8px; margin: 2px 0;">Shannon Pace Brinker, CDA AUXILIARY TECHNIQUES</p> </div> <div style="text-align: center;"> <p style="font-size: 8px; margin: 2px 0;">Clifford Ruddle, DDS ENDODONTICS</p> </div> </div> <div style="display: flex; justify-content: space-between; margin-top: 10px;"> <div style="text-align: center;"> <p style="font-size: 8px; margin: 2px 0;">Elizabeth Somer, RD NUTRITION</p> </div> <div style="text-align: center;"> <p style="font-size: 8px; margin: 2px 0;">John Sorensen, DMD, PhD RESTORATIVE</p> </div> </div> <div style="display: flex; justify-content: space-between; margin-top: 10px;"> <div style="text-align: center;"> <p style="font-size: 8px; margin: 2px 0;">Barbara Steinberg, DDS GENERAL HEALTH</p> </div> <div style="text-align: center;"> <p style="font-size: 8px; margin: 2px 0;">Dennis Tarnow, DDS IMPLANTS</p> </div> </div>	<ul style="list-style-type: none"> <li style="margin-bottom: 5px;">➤ New Dentist Itinerary <li style="margin-bottom: 5px;">➤ Hands-On Cadaver Programs <li style="margin-bottom: 5px;">➤ Evolutionary Dentistry <li style="margin-bottom: 5px;">➤ The Pankey Institute: Update 2014 <li style="margin-bottom: 5px;">➤ Marketing Symposium <li style="margin-bottom: 5px;">➤ Diagnosis and Treatment of Oral and Facial Lesions Fast Track <li style="margin-bottom: 5px;">➤ Dental Team Playbook: Strategies for Success <li style="margin-bottom: 5px;">➤ Social Media Hot Spot <li style="margin-bottom: 5px;">➤ RDH @ YDC <li style="margin-bottom: 5px;">➤ Ninth Annual Conference for Women in Dentistry <li style="margin-bottom: 5px;">➤ Botox & Dermal Fillers Live Patient Hands-On Courses <div style="text-align: right; margin-top: 20px;"> </div>

yankeedental.com > 877.515.9071

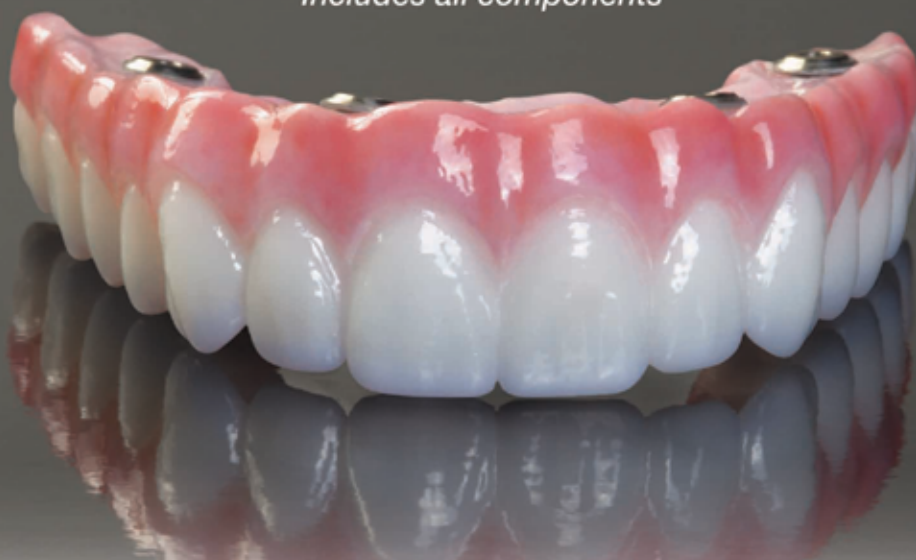
Popcorn kernels, hard candy or ice ...no worries!



BruxZir® Solid Zirconia Full-Arch Implant Prosthesis

\$2,795*

Includes all components



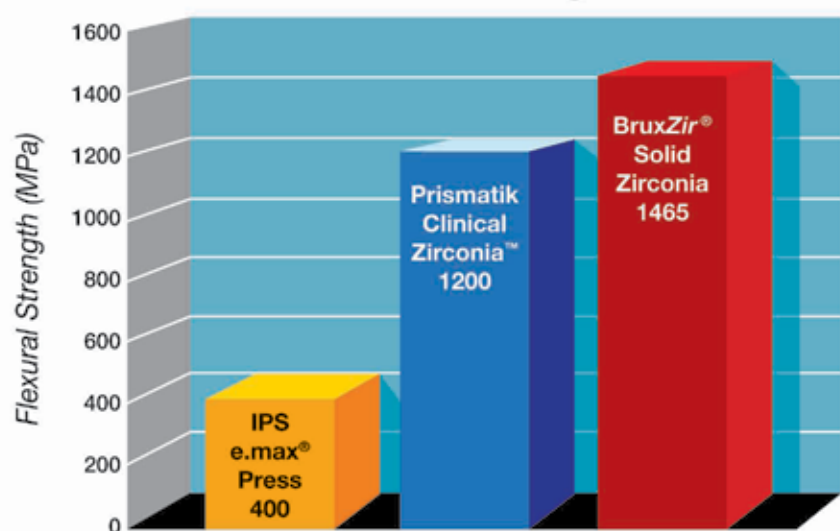
Our toughest implant-supported restoration ever!



Go online to www.bruxzir.com to view or download the step-by-step clinical protocol

"It's better because it's BruxZir."

Flexural Strength¹



Lithium disilicate ceramic has 400 MPa while zirconia materials exhibit a flexural strength of more than 1200 MPa. However, because of post-powder processing, BruxZir Solid Zirconia exceeds that strength threshold, with flexural strengths up to 1465 MPa.

1. Glidewell Laboratories internal data
2. Clinicians Report, TRAC Research, June 2012

- **STRENGTH:** Solid zirconia — with no porcelain overlay, denture teeth or acrylics, just 1,465 MPa BruxZir Solid Zirconia
- **DURABILITY:** No color changes, no odor absorption, no metal frame
- **BIOCOMPATIBILITY:** Solid zirconia is hypo-allergenic and has been shown in clinical studies to be wear compatible with enamel²
- **7-YEAR WARRANTY:** If material damage occurs, a free replacement is provided from the stored digital design data

COMING SOON...

BruxZir[®]16
SHADED
Solid Zirconia Restorations

*Price does not include multi-unit abutments, shipping or applicable taxes.

For more information

888-786-2177

www.glidewell dental.com



GLIDEWELL LABORATORIES

Premium Products - Outstanding Value

Making it easier to shape and finish hard-to-access areas

Dentatus introduces the Profin PDX Contra/Angle

By Dentatus staff

■ Dentatus is introducing its new Profin PDX Contra/Angle at this year's Greater New York Dental Meeting.

Smaller, lighter, more ergonomic and more affordable than its predecessor, the Profin, with safe-sided

diamond-coated Lamineer® Tips, is the instrument of choice for shaping and finishing hard-to-access areas without damaging adjacent surfaces of all restorative materials, according to the company.

Said Dr. Howard Strassler, professor and director of operative den-



• **The new Profin PDX Contra/Angle for Standard E-fitting has tactile ergonomics, smooth glare-free surface and a miniature head for even easier access in hard-to-reach areas. (Photo/ Provided by Dentatus)**

At the GNYDM

For more information or to view a demo of the product, visit Dentatus at booth No. 1714 during the Greater New York Dental Meeting or go online to www.DentatusUSA.com.

AD

Pacific Dental Conference

March 6-8, 2014
Vancouver, BC Canada

**Inspiring program
Fantastic networking
Unforgettable location!**

- One registration fee gives access to all 144 open sessions, no course pre-selection is necessary!
- Three days of varied and contemporary continuing education sessions
- Over 130 speakers and 150 open sessions and hands-on courses to choose from, as well as the Live Dentistry Stage
- Over 300 exhibiting companies at over 600 booths in the spacious PDC Exhibit Hall
- Fantastic shopping, beautiful seawall access within blocks of your hotel, and great spring skiing on the local mountains

Registration and program information at...

www.pdconf.com

Featured Speakers

 John Koils <i>Aesthetics & Occlusion</i>	 Sonia Leziy <i>Periodontics</i>	 Samson Ng <i>Oral Pathology</i>
Nancy Andrews Dani Botbyl John Cranham John Flucke Theresa Gonzales Bart Johnson Jo-Anne Jones Sergio Kuttler Hardy Limeback Tieraona Low Dog Robert Lowe	Derek Mahony Louis Malcmacher Elliot Mechanic Kristie Menage Bernie Ross Nash Uche Shannon Pace Brinker Greg Psaltis Rob Roda Richard Young	

To celebrate 50 years of Dentistry at UBC we are presenting the 'UBC Speaker Series'. Alumni reception, special display booths in Exhibit Hall and tours at UBC are planned.

UBC DENTISTRY 50



tistry at the University of Maryland Dental School in the Department of Endodontics, "Although it is the workhorse of any dental practice, a conventional handpiece (that rotates and accepts friction grip and latch-type burs and abrasives) does not meet all the demands of adhesive restorative dentistry."

Modern dentistry emphasizes esthetics and shaping restorations to consistent clinical standards of form and function. The Profin features precise and directionally controlled movement of a 1.2 mm reciprocating motion. According to the company, it is ideal for delicate and safe shaping, contouring and polishing of natural dentition, as well as for all restorative materials, including composite, cements, porcelain, ceramics, amalgam and metals.

The Profin can be set in a self-steering mode, most often selected for polishing procedures, or a fixed mode, achieved by pushing the tip into one of six notched indexing positions. The fixed position controls directional movement of the tip.

The complete assortment of Lamineer Tips are safe-sided and come with various diamond-coated micron-grain sizes. The largest, 150 micron diamond tips, are used for effectively removing bulky overhangs, while sequentially using the finer grain tips down to 15 micron will produce a very fine smooth finish.

The knife-edge "S-series" offers maximum access and is ideal for creating gingival and incisal embrasures. Smoother finishing is achieved with the Wolfram Tungsten tips, which will not scuff healthy enamel when finishing margins.

Specialty tips are also available for fine finishing of shoulders, chamfers and interproximal reduction.

IQ DENTAL SUPPLIES & EQUIPMENT

Come visit our booth #2007
for unheard of specials too good to be printed



PARKING or TRANSPORTATION is on us!!!
IQ DENTAL will pay for your RIDE

*up to \$75⁰⁰ maximum with any purchase of \$550⁰⁰ or more

Bring your receipt and IQ DENTAL will credit your purchase for the amount shown

* valid one time only

* maximum up to \$75⁰⁰

* cannot be combined with any other offer

* valid 12/1/2013 - 12/4/2013

IQ Dental
The Smart Dental Choice



For supplies, service
and equipment
call 1-888-303-1115
www.iqdentalsupply.com

353 US-46W, Bldg. C
Suite 120
Fairfield, NJ 07004

Fixing a flawed path of insertion for a BruxZir bridge

A 'Chairside Live' case of the week: episode 58

By Michael C. DiTolla, DDS, FAGD

■ The weekly Web series "Chairside Live" from Glidewell Laboratories continues to be a great way for us to share useful clinical tips and discuss potential pitfalls with our dentist viewers.

Each episode highlights a case recently received at the lab.

If you have yet to tune in, episodes can be viewed on-demand at www.chairsidelive.com or on YouTube and iTunes.

In the featured case of the week from episode 58, I look at a case prepared by a dentist for a posterior BruxZir® bridge (Glidewell Laboratories; Newport Beach, Calif.).

Even though the preps look really good, the path of insertion for the bridge is not ideal; in fact, one of the preps will require modification if the bridge has any chance of seating properly.

The good news is we have a novel way at the lab of helping dentists accomplish a case like this.

Case report

Walking through the all-ceramic department, I noticed a nice-looking case for a BruxZir bridge on the lower left. Taking a closer look, we can see the doctor provided us with enough occlusal clearance (Fig. 1).

Looking at the stone model from the occlusal view, you'll notice as we look down the path of insertion that there aren't any visible undercuts on the bicuspid (Fig. 2). However, we're not able to see the mesial-lingual section on the molar.

At the lab, we are able to scan a model like this and import it into our CAD software. One of the neat things about doing this is we don't have to just eyeball the case because the scan clearly shows that there's an undercut.

The software also measures the undercut and marks the margins around the molar.

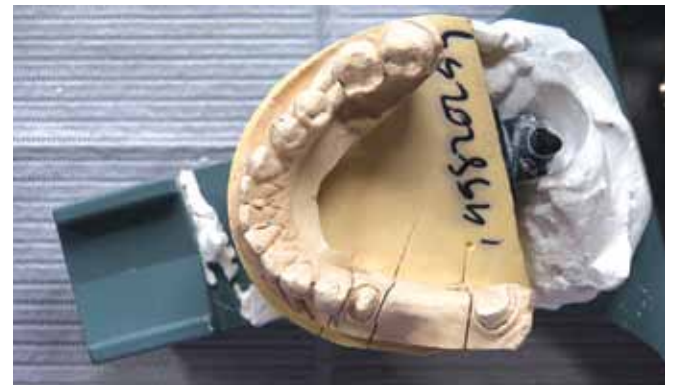
How do we pass this information on to the dentist?

Rather than having the patient come back in to re-prep the undercut area and take another impression, we would like to take the information from the scan and deliver it at the same time as the bridge.

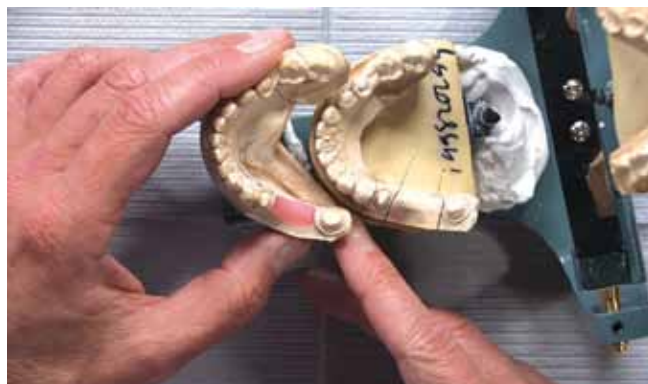
This way, the dentist can make the necessary adjustments to get the bridge to fit without having to



• Fig. 1: Stone model of posterior BruxZir bridge case. (Photos/Provided by Glidewell Laboratories)



• Fig. 2: Occlusal view of the original model. Note that it is difficult to view undercuts with this method.



• Fig. 3: Occlusal comparison of impression model and prep guide for the case.



• Fig. 4: Multi-unit coping fully seated on the prep guide.

schedule the patient for an additional appointment.

But what if we gave dentists a more predictable way to reshape the area and get rid of that undercut?

One way to do this is to make a prep guide (Fig. 3). This represents the same case, but now the undercuts have been removed. Scanning the prep guide shows that we have eliminated all the undercuts from the first scan.

So what does the dentist need to do? He or she essentially needs to move from what he or she has in the original stone model to what we have in the prep model.

Now the question becomes, what's the best way to let the dentist know how much has to be reduced?

There are a couple things I typically have the lab do for me in a case like this.

One is to make a reduction coping; however, a single-unit coping can be a little difficult to work with, so I had the laboratory make a multi-unit coping instead (Fig. 4).

Now we have a handle that we can grab onto while it's on the prep guide. You'll know when you have reduced

enough because you'll be able to take the multi-unit coping in and out.

Essentially, this coping replicates the zirconia framework that will be inside the bridge. After preparing, it's just a matter of trying in the reduction coping until it goes down all the way.

With the multi-unit reduction coping, you can try it in and out on the model and then take it right to the mouth to confirm that it's seating the same way.

When you get close, you can drop in the actual bridge to check that the contact is good and that the occlusion is good when the patient bites together.

Conclusion

To achieve success in this case, the doctor will need to anesthetize the patient and be committed to doing the necessary preparation to get the bridge seated all the way and in one piece.

Whether you want to schedule a separate appointment or try to seat the bridge using the prep guide, the lab is more than happy to guide you in achieving clinical success.

At the GNYDM

For more information on BruxZir, stop by the Glidewell Laboratories booth, No. 5601, during the Greater New York Dental Meeting. To watch Glidewell's case of the week, go online to www.chairsidelive.com.

About the author

Michael DiTolla, DDS, FAGD, graduated with honors from the University of the Pacific in 1988 and was awarded a fellowship in the Academy of General Dentistry in 1995. He has published more than 100 articles in national and state dental journals and travels more than 50,000 miles each year presenting educational seminars to dentists and their team members at national dental meetings, private seminars and study clubs in the United States as well as internationally. He is the director of clinical education and research for Glidewell Laboratories.



CROIXTURE

PROFESSIONAL MEDICAL COUTURE



EXPERIENCE OUR ENTIRE COLLECTION ONLINE

WWW.CROIXTURE.COM



(Photo/Provided by 3Shape)

3Shape TRIOS Color receives 'Best of Class' honor

3Shape, a provider of 3-D scanners and CAD/CAM software solutions for the dental industry, recently received the highest honor from Pride Institute for its innovation in dental technology.

The 3Shape TRIOS® Color digital impression solution was one of only

At the GNYDM

For more information or to see the TRIOS Color, stop by the 3Shape booth, No. 833, during the Greater New York Dental Meeting.

18 products honored as "Best of Class" by the Pride Leadership Panel.

The 'Best of Class' Technology Award

Now in its fifth year, Pride Institute's award continues to recognize products that demonstrate excellence in their category. A panel, composed of leading voices in dental technology, comes together each year to discuss, debate and decide which products merit recognition.

According to Pride Institute, each product honored as "Best of Class" features unique characteristics that differentiate it from the competition in a compelling way, and more importantly, it creates value for the general dentist.

Dr. Lou Shuman, president of Pride Institute and creator of the award and its selection process, said: "In this highly competitive category, 3Shape's TRIOS Color solution impressed the panel on many fronts. Scanning is fast and easy to perform, and it creates scanned images in the appearance of real teeth and gingiva with very natural looking colors. The fact that it is so respected in the lab space should be a differentiating factor to the practitioner."

Flemming Thorup, CEO at 3Shape, said: "We are naturally honored to be chosen for such a prestigious, highly respected and important award from among so many prominent technology companies. TRIOS Color introduces many exciting and unique innovations that make digital workflows attractive for dentists and their business."

About TRIOS Color

3Shape TRIOS Color is built on 3Shape's Ultrafast Optical Sectioning™ and RealColor™ technologies. Its features include capture of teeth and gingiva in natural-looking colors, spray- and powder-free scanning and optimized scanning for an extensive range of indications, including customized abutments with emergence profile capture, clinical scan validation and more.

The built-in Communicate™ software lets dentists and labs interact directly to exchange case information, 3-D designs, 2-D treatment previews and comments.

AD

Tribune CME

6 Months Clinical Masters Program in Implant Dentistry

12 days of intensive live training with the Masters in **Como (IT), Maspalomas (ES), Heidelberg (DE)**

Live surgery and hands-on with the masters in their own institutes plus online mentoring and on-demand learning at your own pace and location.

Learn from the Masters of Implant Dentistry:

 Dr. Tiziano Testori	 Dr. Hom-Lay Wang	 Dr. Scott D. Ganz	 Dr. Jose Navarro	 Dr. Philippe Russe	 Dr. Stavros Pelekanos	 Dr. Marius Steigmann
-------------------------	----------------------	-----------------------	----------------------	------------------------	---------------------------	--------------------------

Registration information:

12 days of live training with the Masters in Como, Heidelberg, Maspalomas + self study [Details and dates on www.TribuneCME.com](http://www.TribuneCME.com)

Curriculum fee: € 11,900 contact us at tel.: +49-341-48474-302 / email: request@tribunecme
(€ 900 when registering, € 3,500 prior to the first session, € 3,500 prior to the second session, € 4,000 prior to the last session)

Collaborate on your cases 300 access hours of premium video training and full webinars	University of the Pacific you will receive a certificate from the University of the Pacific	Latest iPad with courses 16 early 2013 models (in iPad) (pre-announcement)	100 ADA CERP C.E. CREDITS
---	--	---	----------------------------------

ADA CERP® Continuing Educator Recognition Program

Tribune America LLC is the ADA CERP provider. ADA CERP is a service of the American Dental Association to assist dental professionals in identifying quality providers of continuing dental education. ADA CERP does not approve or endorse individual courses or instructors, nor does it imply acceptance of user fees by boards of dentistry.

Together, We're Helping Health Happen



Through participation
in our Calendar of Caring
programs, our valued customers
have helped raise over **\$800,000**
to help health happen!

Henry Schein Cares, our global corporate social responsibility program, is a source of pride for Team Schein Members around the world. Through many activities, we “help health happen” by expanding care to underserved populations.

One way our customers can assist the important work of Henry Schein Cares is through participating in our Calendar of Caring programs. Throughout the year, we offer special products for purchase, a portion of which will be donated to the Henry Schein Cares Foundation in support of health-related causes. *Together, we can do more!*



Make an impact!

Help us broaden access to health care around the world.

Please visit www.hscaresfoundation.org to make a donation or learn more about our programs.

Henry Schein Cares
FOUNDATION

The Henry Schein Cares Foundation, is a tax-exempt organization under Section 501(c)(3) of the Internal Revenue Code of 1986, as amended. Contributions are tax-deductible as provided by law.

SENSODYNE REPAIR & PROTECT TOOTHPASTE

■ Dentin hypersensitivity is a prevalent condition with one in three people suffering from it at some point in their life.¹ Despite this, many sufferers do not seek dental advice.^{1,2}

Sensitivity can have a lifestyle impact and even lead patients to neglect their oral hygiene or avoid dental appointments. For this reason, it is important to identify these potential sufferers in your patients and help them to treat the pain.

Through GlaxoSmithKline's (GSK) commitment to scientific research and expert collaboration, Sensodyne® is dedicated to the continual development of specialized solutions for treating the pain of dentin hypersensitivity.

Sensodyne Repair & Protect toothpaste is GSK's



• (Photo/Provided by GSK)

first twice-daily toothpaste in the United States for the prevention of dentin hypersensitivity utilizing the occlusion agent stannous fluoride.

Studies have shown that the formulation of Sensodyne Repair & Protect toothpaste can both repair exposed dentin and protect patients from future sensitivity.

The stannous fluoride formulation forms a reparative layer over and within the exposed dentin tubules³ and works to block painful stimuli from reaching the nerve.^{3,4}

The result of this innovative science is effective, lasting relief for your patients.

For more information or to pick up some Sensodyne Repair & Protect toothpaste, stop by the GSK booth, No. 5218, during the Greater New York Dental Meeting.

References

1. Addy M. *Int Dent J* 2002; 52: 367-375.
2. GSK data on file. Revised Sensitive Teeth AU. Age sub-group analysis.
3. Earl JS, Langford RM. *Am J Dent* 2013; 26 (Spec Iss A): 19A-24A.
4. Burnett G et al. *Am J Dent*. 2013. Special Issue A. 15A-18A.

AD

www.idem-singapore.com

THE BUSINESS OF DENTISTRY

REGISTER ONLINE NOW!
Enjoy free entry to the Trade Fair & Conference Early Bird rates



INTERNATIONAL DENTAL EXHIBITION AND MEETING

APRIL 4 - 6, 2014

Suntec Singapore International Convention and Exhibition Centre
Pre-Congress Day: April 3, 2014

IDEM Singapore offers an unrivalled opportunity to reach out to the dental fraternity in the Asia-Pacific region. With a powerful combination of an extensive international trade exhibition and a world-class scientific conference, IDEM Singapore has been a cornerstone event in the dental community calendar since 2000. It is a "must-attend" for dental practitioners and professionals in the Asia-Pacific looking for the latest cutting edge technology and innovations in dental solutions and services.

YOUR GATEWAY TO THE ASIA PACIFIC'S DENTAL MARKETS
IDEM Singapore is a highly targeted trade exhibition and conference that offers exhibitors unrivalled prospects to meet and do business with the dental fraternity in the Asia-Pacific region. Capitalize on this unique opportunity to showcase your products and solutions to the dental community in Asia-Pacific.

More than 80% of the 16,000 sqm of exhibiting space has been booked - secure your booth space now!

ONE-STOP SHOPPING AND BUSINESS NETWORKING
With more than 450 exhibitors from over 36 countries in one location - See, learn and shop for the latest and best deals in dental technology at IDEM Singapore 2014. For the traders and distribution houses, IDEM Singapore 2014 will also feature many new exhibitors globally, using this exhibition as a platform to seek distributors in Asia. Meet dental professionals from all over the Asia-Pacific region. Establish contacts, exchange ideas and socialise with colleagues both familiar and new from the regional dental fraternity. **For a full list of exhibitors, please visit our website.**

A CONTINUAL EDUCATION PROGRAM THAT IS TAILORED TO YOUR NEEDS
In four power-packed days of lectures and workshops, IDEM Singapore 2014 caters to Dentists and the rest of the dental team, including Dental Technicians, Dental Hygienists and Dental Therapists. A diverse range of topics and educational sessions will be presented, so you can tailor a valuable program that is relevant to your needs.

Visit the IDEM Singapore booth #111 at the Greater NY Dental Meeting 2013

Endorsed By:      

Supported By:     

Held In: 

In Co-operation With:  

Co-organizer: 

To Exhibit: Koelnmesse, Inc., Franz Balve, Tel: +1 732 933 1117, fbalve@koelnmesseusa.com

To Visit: Koelnmesse Pte Ltd, Andrea Berghoff, Tel: +65 6500 6706, a.berghoff@koelnmesse.com.sg

 we energize your business

POLAR_EYES

■ polar_eyes is a cross-polarization filter that makes it easy to eliminate unwanted reflections on teeth that are caused by a flash. These specular highlights can obscure details in the teeth and cause problems when communicating with the lab.

The sample photos show the typical reflections from a flash (without polar_eyes) and the reflection-free result when using polar_eyes.

The filter attaches to your macro flash by small magnets. This allows the filter to be quickly attached or removed for patient photos.

The polar_eyes filter is available to fit the following macro flashes: Canon MR-14EX, Metz MS-1 and Sigma EM-140DG.

A filter for the Nikon R1 macro system will be available shortly.

For more information, contact PhotoMed at (800) 998-7765, visit www.photomed.net or stop by the booth, No. 1100, during the Greater New York Dental Meeting.



• Without polar_eyes.
(Photos/Provided by PhotoMed)



• With polar_eyes.

AQUASIL ULTRA CORDLESS

Aquasil Ultra Cordless is the first and only tissue managing impression system that does not require tissue retraction in most cases.

There is no need for cord and no need for paste. Instead, according to the company, there is just a one-step system that places super high tear strength wash material precisely into the sulcus within seconds, creating a less stressful experience that delivers accurate marginal detail.

For more information, call (800) LDCAULK, visit www.aquasilultracordless.com, call an authorized DENTSPLY distributor or stop by the DENTSPLY Caulk booth, Nos. 2600/2800, during the Greater New York Dental Meeting.



(Photo/Provided by DENTSPLY Caulk)

KRAZY CONE FACE MASKS

■ New from Mydent International comes a product made especially for pediatric patients. The Krazy Cone Face Masks feature the faces of four animals – a dog, a cat, a rabbit and a pig.

The face masks include a non-glare pliable nosepiece, ensure comfortable breathing, are fluid resistant, have a soft inner layer for facial comfort, are fiberglass and latex free and are 99 percent BFE/PFE free.

Each design comes separately in boxes of 50, or you can purchase an assortment pack that comes with 40 masks.

For more information or to check out the masks for yourself, go online to www.defend.com/krazy-cone-face-masks or stop by the Mydent International booth, No. 3618, during the Greater New York Dental Meeting.



(Photo/Provided by Mydent International)

Academy of Osseointegration

SAVE THE DATE! • 29TH ANNUAL MEETING

**REAL
PROBLEMS
REAL
SOLUTIONS**

MARCH 6-8, 2014

SEATTLE

WASHINGTON STATE CONVENTION CENTER

ADA CERP®
Continuing Education
Recognition Program

osseo.org

AD

What to know before you go

Where is the Greater New York Dental Meeting?

The Jacob K. Javits Convention Center is located on 11th Avenue between 34th and 39th streets.

The 42nd Street Crosstown Bus (M42) and the 34th Street Crosstown Bus (M34) run east-west with stops on every block and outside the center. Fare is \$2.50 in exact coins or with a MetroCard.

Complimentary shuttle buses departing from all official show hotels are available from Friday-Wednesday.

How do I get there from the airport?

Taxi fares to Manhattan are \$52 plus tolls from JFK, a regular meter rate plus a \$17.50 surcharge from Newark, and a meter rate plus tolls from LaGuardia.

Travelers arriving at JFK and LaGuardia airports can take the New York Airport Service, (718) 875-8200, between airport terminals and downtown New York City. The ride is approximately 60-75 minutes from JFK for \$15 one-way (or \$27 for round-trip) and 30-45 minutes from

LaGuardia for \$12 one-way (or \$21 for round-trip).

The Super Shuttle services are \$19 from JFK, \$15 from LaGuardia and \$19 from Newark.

Additional information regarding transportation to and from all three New York area airports can be found by contacting the Port Authority of New York and New Jersey's Air Ride Information Service at (800) 247-7433.

When and where do I register?

Registration takes place in the Upper Level of the Javitz Convention Center.

- Friday, Nov. 29: noon-4:30 p.m.
- Saturday, Nov. 30: 8 a.m.-4:30 p.m.
- Sunday, Dec. 1-Tuesday, Dec. 3: 8 a.m.-5:30 p.m.
- Wednesday, Dec. 4: 8 a.m.-5 p.m.

What are the dates and times for the exhibit hall?

- Sunday, Dec. 1-Tuesday, Dec. 3: 9:30 a.m.-5:30 p.m.
- Wednesday, Dec. 4: 9:30 a.m.-5 p.m.

Can I still buy tickets to any of the paid functions?

Yes. Tickets for all still-available functions can be purchased at all general registration booths located in the registration area on the Upper Level of the convention center. You must pay by cash or credit card. No checks accepted.

What about food during the meeting?

Full-service and specialty cafes, food carts and restaurants are located throughout the convention center. Options include a variety of hot and cold sandwiches, salads, snacks and beverages.

What if I want to bring my kids?

Children are allowed to attend the meeting. However, baby strollers are not permitted on the exhibit hall floor at any time. A limited number of baby carriers are available in the Exhibits Office. On Sunday, an offering of children's programs will be available. In the Special Events Hall Lower Level 1, there will be a family fun concert from 10:30-11:30 a.m., face painting from 11:30 a.m.-2:30 p.m. and a carnival from noon-2:30 p.m.

In the same place, from 11:30 a.m.-2:30 p.m., will be a child identification program. The Grand Lodge of Free and Accepted Masons of the State of New York sponsor this free, five-minute child identification program. They also offer the following:

- Digital photos, which can quickly be distributed to the media in case of an emergency
- Digital fingerprinting
- Personal information, including photos and fingerprints, burned on to a CD

What if I'm an international visitor?

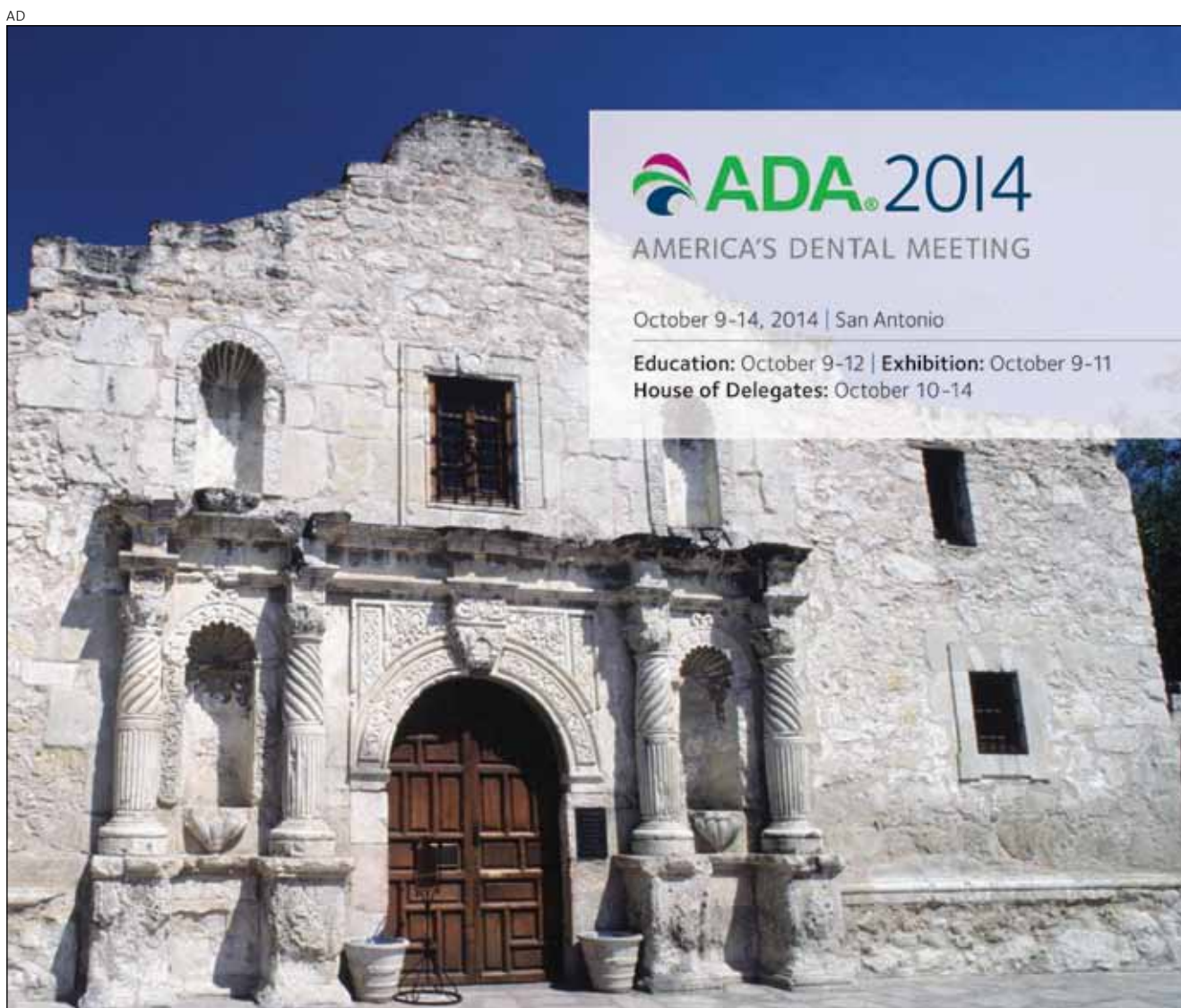
The GNYDM has a hospitality center just for international visitors. Find it in the registration area in the Crystal Palace. The hours are as follows:

- Friday, Nov. 29: noon-4 p.m.
- Saturday, Nov. 30: 8 a.m.-4:30 p.m.
- Sunday, Dec. 1-Tuesday, Dec. 3: 8 a.m.-5:30 p.m.
- Wednesday, Dec. 4: 8 a.m.-5 p.m.

What if I have more questions?

For more information, contact the Greater New York Dental Meeting headquarters at (212) 398-6922 or online at www.gnydm.com.

AD



ADA 2014
AMERICA'S DENTAL MEETING

October 9-14, 2014 | San Antonio

Education: October 9-12 | Exhibition: October 9-11
House of Delegates: October 10-14



Education
Participate in challenging CE courses that fit into your schedule and budget

Exhibition
Research and purchase dental products and services at a discount

Connections
Mingle with colleagues from across the world

ADA American Dental Association®
America's leading advocate for oral health

To learn more, visit ADA.org/meeting.

Get out and explore New York City!

By Fred Michmershuizen,
Dental Tribune

■ One of the greatest things about coming to the Greater New York Dental Meeting is that you can explore one of the greatest cities on Earth. When you are done at the Javits Center, there is always plenty to see and do in the Big Apple. It doesn't matter whether this is your first time in New York or if you come here every year. There is always something new to discover. Here are some ideas.

See a Broadway show

New York City is known for its live theater. There are literally dozens of Broadway and Off-Broadway shows to choose from, and getting tickets has never been easier and more convenient. Just head over to the Theater Development Fund's TKTS booth (www.tdf.org), located under the distinctive red staircase in Times Square.

Don't be scared by the long lines; they move quickly. You can get discounted tickets to many of the shows right up until curtain time, and they now accept credit cards in addition to cash and travelers checks.

You can now also purchase full-price tickets to future performances for all shows and same-day full-price tickets to shows that aren't being discounted.

Honor the fallen at the 9/11 Memorial

One of the first things you'll notice about New York is the new tower that has risen in Lower Manhattan. Reconstruction of the World Trade Center complex is well under way, and the site will near completion next year, at which time all four sides of the National September 11 Memorial will be accessible to the public.

For now, visitors can access the memorial at the intersection of Albany and Greenwich streets. If you are interested in visiting the memorial itself, you must first acquire tickets online, at www.911memorial.org. Visitors may be asked to show valid photo ID matching their visitor pass name, and all visitors and baggage are subject to security screening.

Go figure skating

The Rink at Rockefeller Center is open to the public. You can skate beneath the gilded statue of Prometheus and the glittering Christmas tree. You can even get skating lessons there if you like. For more information, call (212) 332-7654 or visit www.patinagroup.com/east/iceRink.

If you are too shy to skate with thousands of tourists gawking at you from above, check out the Wollman Rink in Central Park, (212) 439-6900, www.wollmanskatingrink.com; or the Sky Rink at Chelsea Piers at 23rd Street and the Hudson River, (212) 336-6100, www.chelseapiers.com.



• The TKTS booth in Times Square now sells tickets for all shows, not just the discounted ones. (Photos/ NYC and Company)



• Pedestrians walk across the Brooklyn Bridge.

See New York from above

You can see just about everything in New York City from the top of Rockefeller center, an Art Deco masterpiece of a building. The lines for Top of the Rock are much shorter than at the Empire State Building, yet the views are just as awe-inspiring.

Tickets are expensive but worth it. It's located in Midtown at 30 Rockefeller Plaza. For information, call (212) 698-2000 or visit www.topoftherocknyc.com.

Enter Manhattan on foot

Try this one if the weather is nice. You can get a priceless view of lower Manhattan by walking across the Brooklyn Bridge from the other side of the East River.

Here's how. Get on the Brooklyn-bound A Subway train to High Street. Then look for the walkway entrance next to the Federal Court Building. There are stairs on Cadman Plaza East and Prospect Street or a ramp entrance on Johnson and Adams streets.

The stroll takes 20 minutes to an hour, depending on how much time you spend taking pictures and reading the informative plaques along the way. (You'll learn, among other things, that when the bridge was completed in 1883, its towers were the tallest manmade structures in the Western Hemisphere, easily eclipsing all of the buildings in the city!) You'll also have views of the Manhattan and Brooklyn skylines, the Statue of Liberty, Ellis Island and the South Street Seaport.

If you don't want to brave the Subway, you can access the bridge from the Manhattan side. That entrance is at Park Row and Centre Street, across from City Hall Park, east of City Hall.

Ride the Staten Island Ferry

One of the greatest things about New York City is the Staten Island Ferry, which goes from the lower tip of Manhattan to the St. George section of Staten Island. It's one of the most enjoyable trips you'll ever take — and the best part is that it's free!



• Ice skaters go in graceful circles beneath the gilded statue of Prometheus and the glittering Christmas tree at Rockefeller Center.

Once you board, you can move about as you pass by the Statue of Liberty and Ellis Island to the west, Governor's Island, Queens and Brooklyn to the east and the Verrazano-Narrows Bridge off to the south in the distance.

A round-trip excursion will take an hour. You'll have to get off in Staten Island and get back on. Take the 1, N or R Subway train to South Ferry; or the 4 or 5 to Bowling Green.

Get your Christmas shopping done

New York City has some of the best shopping you will find anywhere. For some of the finest clothing and accessories, take a stroll through SoHo and browse the many boutiques.

For fine art, look in some of the many galleries located throughout Chelsea. For those with more expensive tastes, there's the Diamond District, on West 47th Street between 5th and 6th avenues. (But watch out; a bargain there can be too good to be true!)

If you don't want to actually part with your hard-earned cash, you can go window-shopping instead. The Christmas displays in New York City give new meaning to the phrase "over the top." There is plenty to see. Take a stroll north along Fifth Avenue beginning at 42nd Street. You'll pass Cartier, Tiffany and Saks. At 59th Street, you might want to check out the Apple Store.

Unbeatable quality, service and value

BruxZir® SOLID ZIRCONIA

Crown Over Inclusive®
Custom Abutment

\$413*

all model work, labor
and parts included

\$353** from digital file

Screw-Retained
Crown

\$299*

all model work, labor
and parts included

\$259** from digital file



Occlusal view of a patient's two missing bicuspids (#4 & #5).



Occlusal view of BruxZir screw-retained crowns in place.



Occlusal view of BruxZir crowns with access holes sealed with composite resin.

Clinical dentistry by Perry E. Jones, DDS, MAGD

INCLUSIVE® Custom Abutments are compatible with:

- Biomet 3i® Certain®
- Camlog® Screw-Line®
- Dentsply Implants® Astra Tech Implant System®
- Inclusive® Tapered Implant System
- Keystone Dental®† PrimaConnex®
- Neoss®†
- Nobel Biocare® Brånemark System®, NobelActive® and NobelReplace®
- Straumann® Bone Level®
- Zimmer Dental® Screw-Vent®

Inclusive All-Zirconia Custom Abutments are only compatible with Biomet 3i Certain, Inclusive Tapered, Nobel Biocare NobelReplace and Zimmer Dental Screw-Vent.

*Price is per unit and does not include \$14 round-trip overnight shipping or applicable taxes. **Price is per unit and does not include \$7 one-way overnight shipping or applicable taxes. Inclusive Scanning Abutments are needed and can be purchased from Glidewell Direct.
†Glidewell Laboratories works in partnership with Neoss and Keystone; prices may vary.

BruxZir is a registered trademark of Glidewell Laboratories. Inclusive is a registered trademark of PrismaTik Dentalcraft, Inc.
#Not a trademark of Glidewell Laboratories.

For more information

888-786-2177

www.glidewell dental.com

**GLIDEWELL
LABORATORIES**

Premium Products - Outstanding Value